






Elevate your sleep experience with the **Nordic Beds Collection** designed by **Bellus**. The Nordic Beds Collection features an array of luxurious beds that cater to your unique comfort needs.

Choose from three different top mattresses, each crafted to provide unparalleled support and relaxation. Discover the perfect blend of innovation and elegance with the Nordic Beds Collection, where every night's sleep is a dream come true.



The mattress is divided into alternating soft and firm zones, prioritizing comfort. The 5-Zone Pocket Spring system supports your body in all the right places during sleep.



5-Zone Pocket spring system

Bellus embodies a commitment to sustainability by minimizing waste throughout our production process. Any surplus wood is repurposed for future use, leftover fiber is recycled, and all packing materials come from recycled sources, contributing to a circular economy.


At Bellus, we prioritize eco-conscious practices to provide not only the experience of comfort but also a responsible and sustainable choice for our customers.





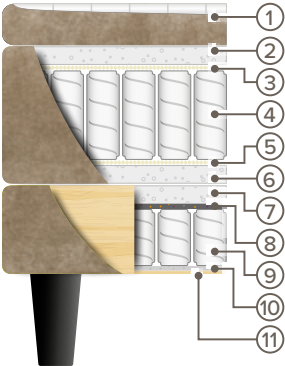
CONTINENTAL C10

The **CONTINENTAL C10** bed is a perfect blend of classic continental style and modern comfort. Crafted with carefully selected sustainable materials, the C10 offers durability and elegance. Customize the legs and top mattress to match your style and sleep needs every night.



Bed width/length cm

80	90	100	105	120	140	160	180	200	210	
				■	■	■	■			200
				■	■	■	■			210




1. Top mattress
2. Cold Foam
3. Stretch fabric
4. 15 cm Pocket springs
5. Stretch fabric
6. Cold Foam
7. Cold Foam
8. Recofelt
9. 9 cm Pocket springs
10. Fibertex
11. Solid wood frame



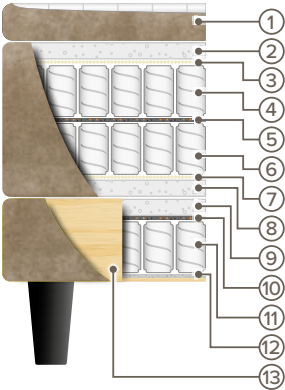
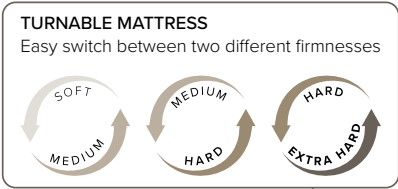
CONTINENTAL C20

Crafted with premium materials, the **CONTINENTAL C20** features a turnable mattress, allowing you to customize the firmness to your preference. Simply turn the mattress to achieve your ideal sleep experience. With its sleek design and exceptional durability, the CONTINENTAL C20 is a stylish and reliable addition to any bedroom.



Bed width/length cm

80	90	100	105	120	140	160	180	200	210	
										200
										210



1. Top mattress
2. Cold Foam
3. Stretch fabric
4. 9 cm Pocket springs
5. Recofelt
6. 9 cm Pocket springs
7. Stretch fabric
8. Cold Foam
9. Cold Foam
10. Recofelt
11. 9 cm Pocket springs
12. Fibertex
13. Solid wood frame





THE CONTINENTAL C30 bed is a timeless classic, ideal for any bedroom. Made from sustainable materials, this bed merges elegant design with environmental consciousness. It offers premium comfort and durability, enhancing your space with its versatile style. Elevate your sleep experience with the Nordic CONTINENTAL C30.



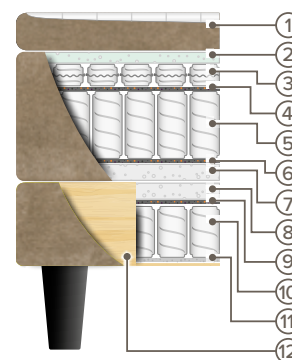
5-Zone Pocket spring system

MATTRESS FIRMNESS CHOICES



Bed width/length cm

80	90	100	105	120	140	160	180	200	210	
				■	■	■	■			200
				■	■	■	■			210




1. Top mattress
2. Supersoft foam
3. 3 cm X-pocket springs
4. Recofelt
5. 15 cm Pocket springs
6. Recofelt
7. Cold Foam
8. Cold Foam
9. Recofelt
10. 9 cm Pocket springs
11. Stretch fabric
12. Solid wood frame

CONTINENTAL C30

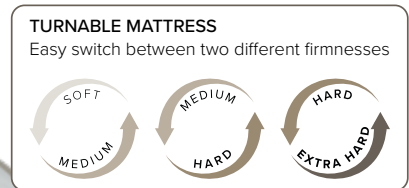


THE ADJUSTABLE A20 bed is made for personalization. Designed for ultimate customization, both sides of this bed adjust independently, allowing you and your partner to find your perfect sleeping positions. Its turnable mattress offers different firmness levels, ensuring the perfect sleep experience. Enjoy superior comfort and sleek design with the ADJUSTABLE A20.

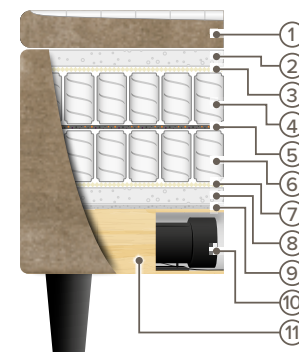


Bed width/length cm

80	90	100	105	120	140	160	180	200	210	
	■		■							200
	■		■							210



A20




1. Top mattress
2. Cold foam
3. Stretch fabric
4. 9 cm Pocket springs
5. Recofelt
6. 9 cm Pocket prings
7. Stretch fabric
8. Cold Foam
9. Recofelt
10. Motor with wireless remote control
11. Solid wood frame

ADJUSTABLE A20



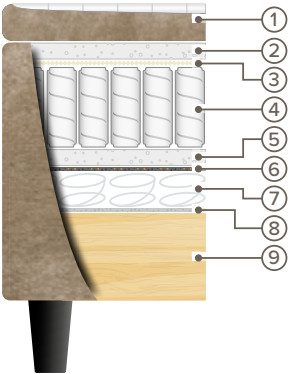
SINGLE S10

THE SINGLE S10 is a perfect blend of simplicity and elegance. This bed features a sleek design and a 5-zone pocket spring system for tailored support and superior comfort. Crafted with premium materials, the S10 ensures durability and a restful night's sleep. Elevate your bedroom with the stylish and comfortable Nordic SINGLE S10 bed.



Bed width/length cm

80	90	100	105	120	140	160	180	200	210	
■	■		■	■	■					200
■	■		■	■	■					210



1. Top mattress
2. Cold foam
3. Stretch fabric
4. 15 cm Pocket springs
5. Cold foam
6. Recofelt
7. 7 cm Bonnell springs
8. Fibertex
9. Solid wood frame



THE SINGLE S20 is a bed where customization meets comfort. Choose from various legs and top mattresses to tailor your sleep experience. With its sleek design, this bed enhances your bedroom aesthetics while offering personalized, turnable relaxation. The SINGLE S20 is crafted with durable materials, ensuring longevity and reliability.



5-Zone Pocket spring system

MATTRESS FIRMNESS CHOICES

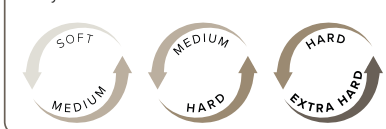


Bed width/length cm

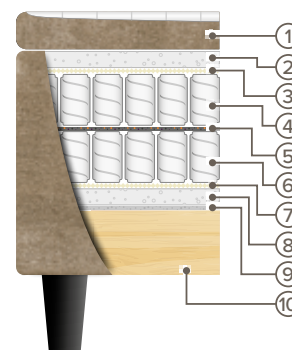
80	90	100	105	120	140	160	180	200	210	
■	■			■	■	■				200
■	■			■	■	■				210

TURNABLE MATTRESS

Easy switch between two different firmnesses



S20



1. Top mattress
2. Cold foam
3. Stretch fabric
4. 9 cm Pocket springs
5. Recofelt
6. 9 cm Pocket springs
7. Stretch fabric
8. Cold foam
9. Fibertex
10. Solid wood frame

SINGLE S20

All Nordic Beds offer customizable leg options, allowing you to change the look and height of your bed to perfectly match your style and preference. Whether you like wooden or metal legs, you will surely find the best solution in the material and color variant you like the most.

WOODEN LEG OPTIONS



LEG 1
h: 11 cm



LEG 2
h: 22 cm



LEG 3
h: 30 cm



LEG 14
h: 16 cm



BLACK



DARK BROWN



WALNUT



OAK



BEECH



WHITE

METAL LEG OPTIONS



LEG 15
h: 17 cm



LEG 124
h: 12 cm



LEG 125
h: 19 cm



STAINLESS STEEL



MATTE BLACK

LEG OPTIONS

Select from three distinct top mattresses, each designed to deliver exceptional support and comfort, ensuring you discover the ideal match for your sleep preferences. All Nordic Bed Series top mattresses are produced with our commitment to sustainability in mind.

SUPER MEGA



SUPER MEGA ensures exceptional sleeping comfort and provides extra support for the body due to its height of 9 cm.

DREAM



DREAM top mattresses are suitable for every body type and ensure a good night's sleep every night.

HEAVEN



The cold foam used in **HEAVEN** top mattresses evens out uneven surfaces, ensuring your body is properly supported. This feature makes this top mattress super soft.

TOP MATTRESSES

EDGE



Height: 120 cm
Bed/HB width: 120/130; 140/150; 160/170;
180/190; 220/230 cm

RELAX



Height: 120 cm
Bed/HB width: 80/86; 90/96;
100/106; 105/111;
120/126; 140/146;
160/166; 180/186;
200/206; 210/216;
220/226 cm

DIAMOND



Height: 136 cm
Width : 120; 140; 160; 180; 200;
210; 220 cm

WINDSOR



Height: 140 cm
Width : 80; 90; 105; 120; 140;
160; 180; 200; 210; 220 cm

BEDBOX "WINDSOR" WITH STORAGE SPACE



Width: 140; 160; 180 cm
Height: 50 cm
Depth: 40 cm



BEDBOX WITH STORAGE SPACE



Width: 140; 160; 180 cm
Height: 50 cm
Depth: 40 cm



BENCH "NESS"



Width: 140, 160, 180 cm
Height: 46 cm
Depth: 48 cm



bellus[®]
NORDIC BEDS

www.bellus.com

