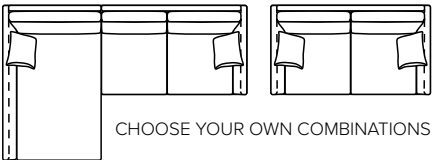
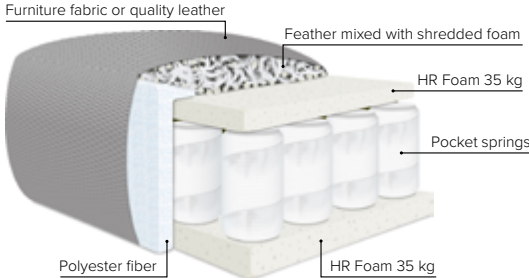


# NUBE

Sophisticated comfort

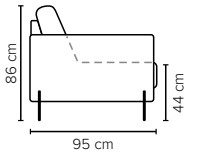
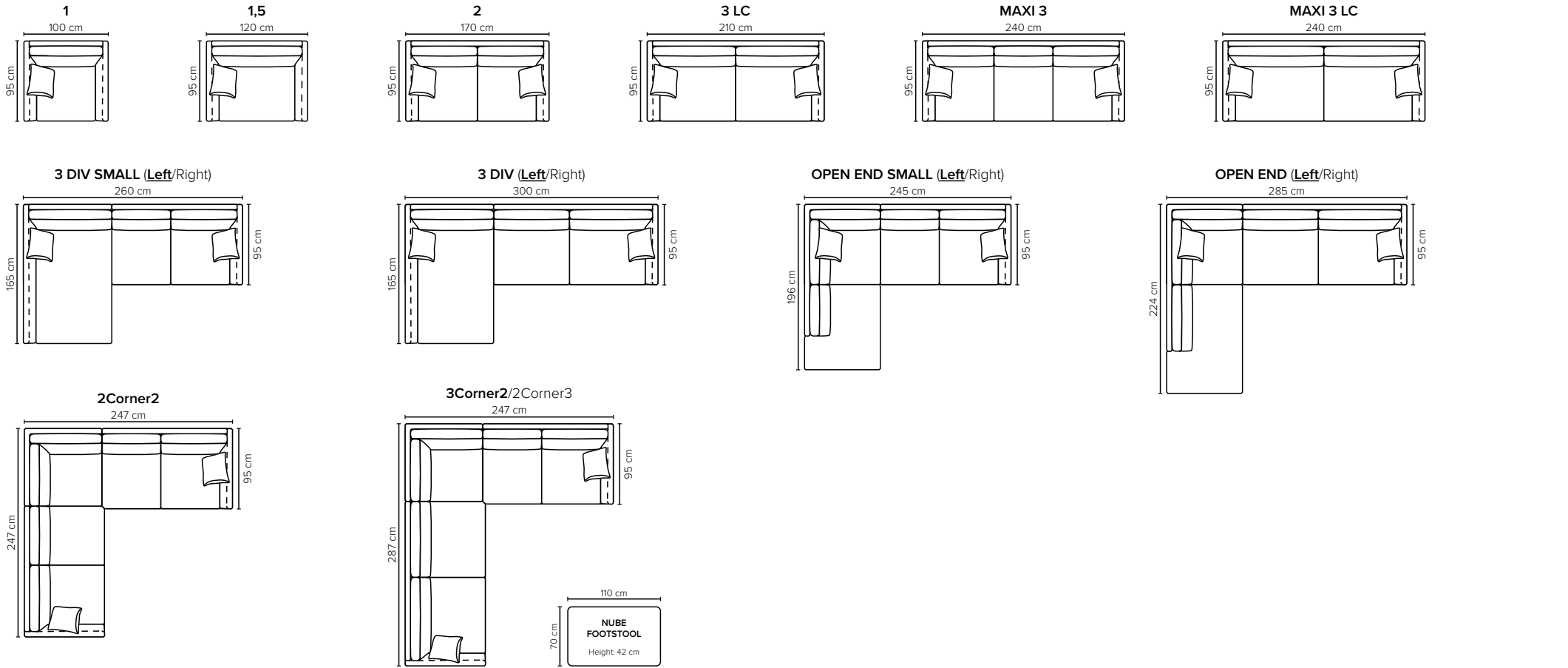
bellus®



# COMBINATIONS

Choose from available sofa models

bellus®



**SEAT:** Cloud<sup>Plus</sup> System: Pocket springs + HR Foam 35 kg + on top feather mixed with shredded foam


**BACK:** Siliconized polyester fibre  
Loose seat cushions and loose back cushions

**ARMREST:** Foam 25-30 kg

**DECO PILLOWS:** Filling: Siliconized polyester fibre  
1 deco pillow per armrest size 40×40 cm  
1 deco pillow per corner size 40×40 cm

**FRAME:** Plywood + wood

**LEG OPTIONS:** Standard: Nube leg (metal, h: 15 cm)  
Optional: Leg 14 (wooden, h: 16 cm)



All measurements are approximate, +/- 3 cm. Sofa height measured with Nube leg. Please visit [www.bellus.com](http://www.bellus.com) for the latest product versions.