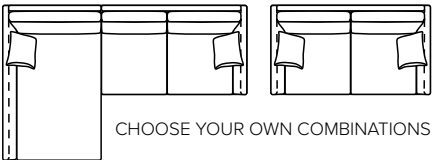
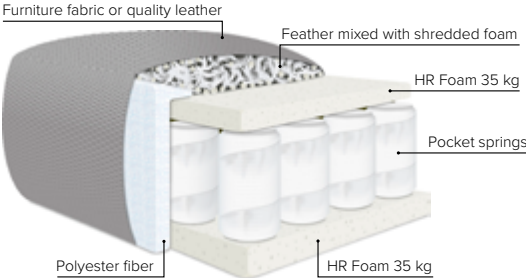


NUBE

Sophisticated comfort

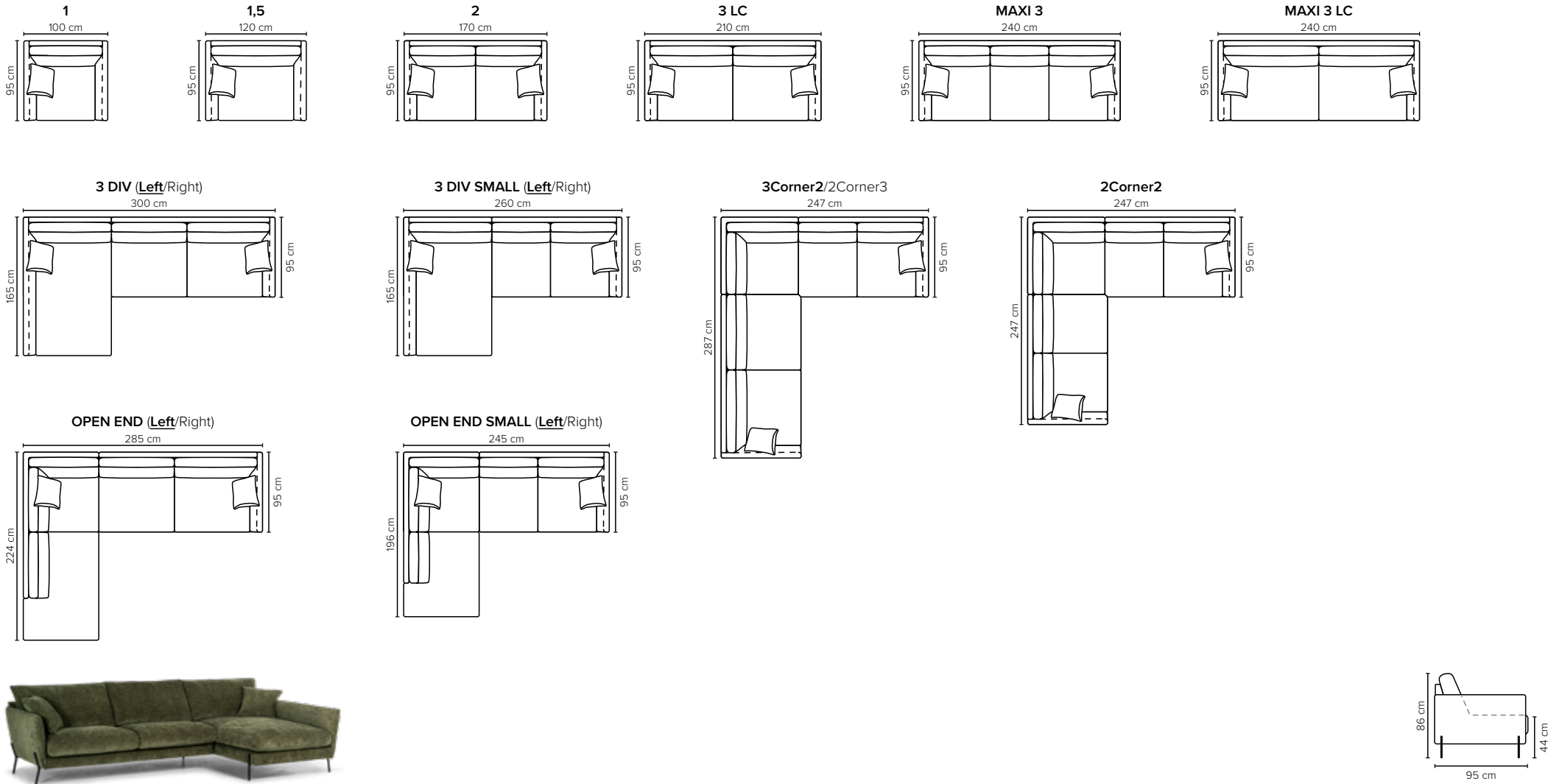
bellus[®]



COMBINATIONS

Choose from available sofa models

bellus®



SEAT: Cloud^{plus} System: Pocket springs + HR Foam 35 kg + on top feather mixed with shredded foam

BACK: Siliconized polyester fibre
Loose seat cushions and loose back cushions

ARMREST: Foam 25-30 kg

DECO PILLOWS: Filling: Siliconized polyester fibre
1 deco pillow per armrest size 40×40 cm
1 deco pillow per corner size 40×40 cm

FRAME: Plywood + wood

LEG OPTIONS: Standard: Nube leg (metal, h: 15 cm)
Optional: Leg 14 (wooden, h: 16 cm)

All measurements are approximate, +/- 3 cm. Sofa height measured with Nube leg.
Please visit www.bellus.com for the latest product versions.

