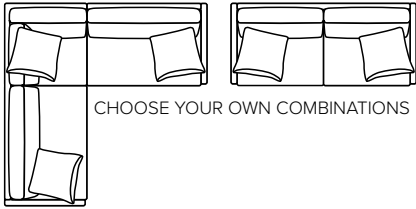
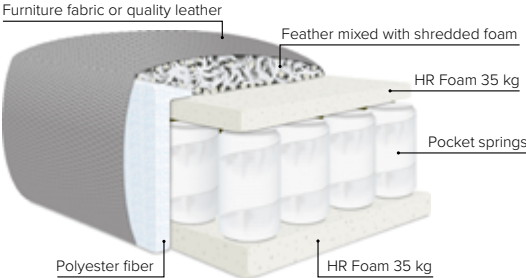


DISCOVERY

To complement the rest of your space by keeping it simple and timeless

bellus®

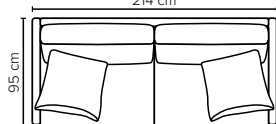


COMBINATIONS

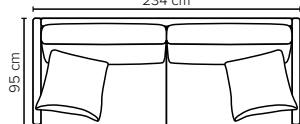
Choose from available sofa models

bellus®

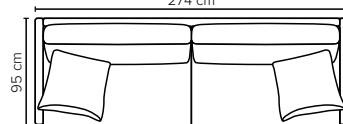
2,5 LC
214 cm



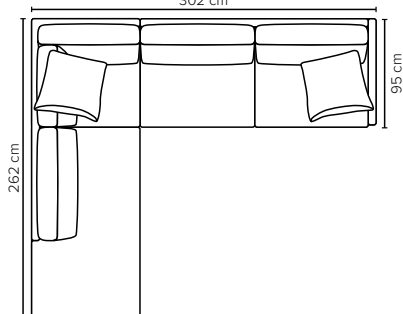
3 LC
234 cm



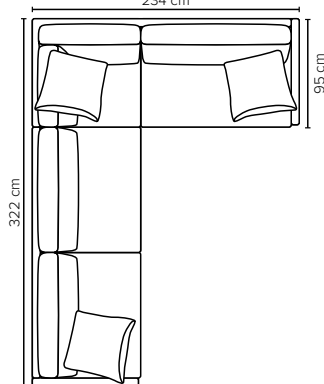
4
274 cm



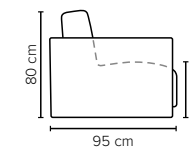
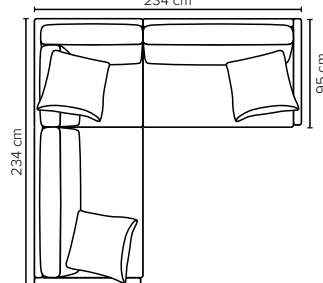
OPEN END (Left/Right)
302 cm



3C2/2C3
234 cm



2C2
234 cm



- SEAT:** Cloud^{plus} System: Pocket springs + HR Foam 35 kg + on top feather mixed with shredded foam
- BACK:** Feather mixed with shredded foam
Loose seat cushions and loose back cushions
- ARMREST:** Foam 25-30 kg

- DECO PILLOWS:** Filling: feather mixed with shredded foam
1 deco pillow per armrest size 60×60 cm
1 deco pillow per corner size 60×60 cm
- FRAME:** Plywood + wood + foam 25 kg
- LEG OPTIONS:** No leg choices available for this sofa